



ChatGPT AI Content Generator for Shopware6

1. Pre-requisites

Shopware 6.3.x

2. Installation

To install the module, follow the steps below.

Step 1: Download the module/extension and unzip it.

Step 2: Access your web server directories and upload the content of the folder into custom/plugins/PitsAiContent directory.

Step 3: Run the following commands to complete the installation.

1. Install node (12.21.0) and npm (6.14.11) in your server (<https://nodejs.org/en/download/package-manager>).
2. Refresh plugin: php bin/console plugin:refresh
3. Activate plugin: php bin/console plugin:install --activate PitsAiContent
4. Build administration: php bin/build-administration.sh

OR

1. Upload the module zip via **Administration-> Settings ->My System ->Plugins ->Upload Extension** and Install
2. Enable the feature using toggle button and save the configuration.

3. ChatGPT AI Content generator for Shopware6

ChatGPT AI content Generator for shopware6 is a shopware plugin developed by PIT solutions which is used to generate AI content for product description in administration product form, with the help of chatGPT by OpenAI.

4. Features

- The content will be generated when click on **Generate Ai Content** button.
- Easily connect OpenAI GPT3.5 turbo with Shopware6 using the API key.



- By default, content generation is based on the product's name. But you can change the input from ChatGPT pop-up or using configuration.
- Option to enable/disable the extension from administration.
- Option to set API key in the plugin configuration.
- Option to automatically set product field values in the content generation input.
- Input for the ChatGPT will be automatically generated based on the configuration

5. Configuration

Settings>System->Plugins->Pits AI Content Generator->Config

The screenshot shows the Shopware Administration interface. On the left is a dark sidebar with a menu including Dashboard, Catalogues, Orders, Customers, Content, Marketing, Settings (highlighted), Sales Channel, Headless, My shopware, Minimize menu, and Admin Dev. The main content area is titled 'Settings > Plugins' and features a search bar and an 'Upload plugin' button. Below this is a section titled 'My plugins' with a 'Sort by: Last updated' dropdown. A table lists three plugins:

Plugin	Active	Version	
Pits AI Content Generator	Activated	1.0.0	...
Shopware 6 Demo data shopware AG	Activated	1.0.7	...
PayPal Products for Shopware 6 Shopware	Deactivated	2.2.6	...

Below the table is a 'Shopware Account' section with a 'Login' button and a menu icon.



Enable

Api Key

Enter Your Prompt Title

Generate the features of following product.

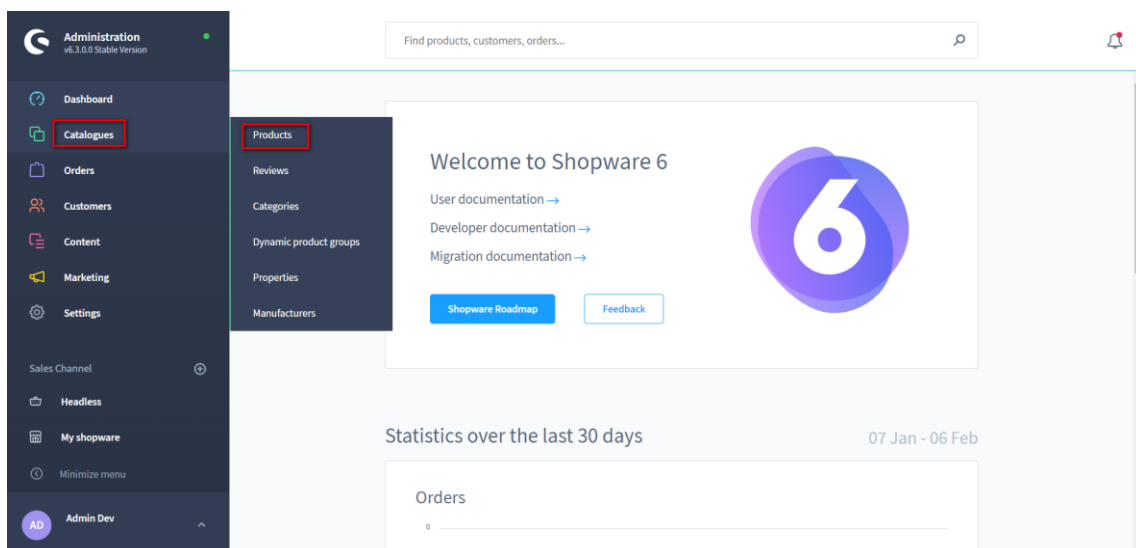
Product Fields

Product Name Gross Price

- **Enable:** Enable/Disable plugin.
- **API Key:** Enter the API key from the Open AI account.
- **Title:** You can instruct ChatGPT using title, how you want the response type.
- **Product Fields:** Choose the product field from the list

6. Work Flow

Go to Catalogues -> Products -> Add Product/Edit Product





Administration v6.3.0.0 Stable Version

Products Search products...

Products (10) English Add product

	Name	Product number	Manufacturer	Active	Euro	In stock	
<input type="checkbox"/>	Main product with reviews	SWDEMO100013	Shopware Food	✗	1,99 €		...
<input type="checkbox"/>	Main product with properties	SWDEMO10007	Shopware Fashion	✓	19,99 €		...
<input type="checkbox"/>	Main product, free shipping with highlighting	SWDEMO10006	Shopware Freetime	✓	20,00 €		...
<input type="checkbox"/>	Variant product	SWDEMO10005	Shopware Fashion	✓	19,99 €		...
<input type="checkbox"/>	Main product with advanced prices	SWDEMO10002	Shopware Freetime	✓	950,00 €		...
<input type="checkbox"/>	Main product	SWDEMO10001	Shopware Fashion	✓	495,95 €		...
<input type="checkbox"/>	Samsung galaxy s24 ultra	SW10003	Shopware Fashion	✓	495,95 €		...
<input type="checkbox"/>	Samsung galaxy s23 ultra	SW10002	Shopware Fashion	✓	16,80 €		...
<input type="checkbox"/>	headset	SW10001	Shopware Fashion	✓	25,00 €	1	...
<input type="checkbox"/>	Iphone 14 pro	SW10000		✓	1,67 €		...

Administration v6.3.0.0 Stable Version

Find products, customers, orders...

Samsung galaxy s24 ultra English Cancel Save

Samsung galaxy s24 ultra

Description

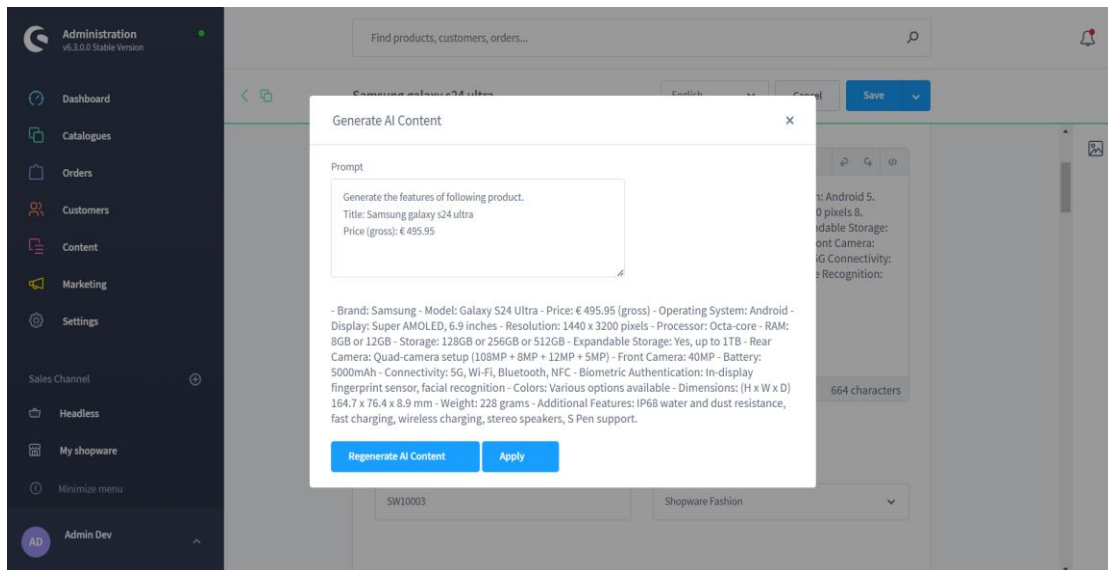
1. Brand: Samsung 2. Model: Galaxy S24 Ultra 3. Price: € 495.95 (gross) 4. Operating System: Android 5. Display Size: 6.9 inches 6. Display Technology: Dynamic AMOLED 7. Resolution: 3200 x 1440 pixels 8. Processor: Qualcomm Snapdragon 888 9. RAM: 8GB 10. Storage Capacity: 128GB 11. Expandable Storage: Yes, up to 1TB 12. Main Camera: Quad camera setup (108MP + 12MP + 12MP + 12MP) 13. Front Camera: 40MP 14. Battery Capacity: 5000mAh 15. Fast Charging: Yes 16. Wireless Charging: Yes 17. 5G Connectivity: Yes 18. Water and Dust Resistance: IP68 certified 19. Fingerprint Sensor: In-display 20. Face Recognition: Yes 21. Colors Available: Black, Silver, Blue, Pink

664 characters

Generate AI Content

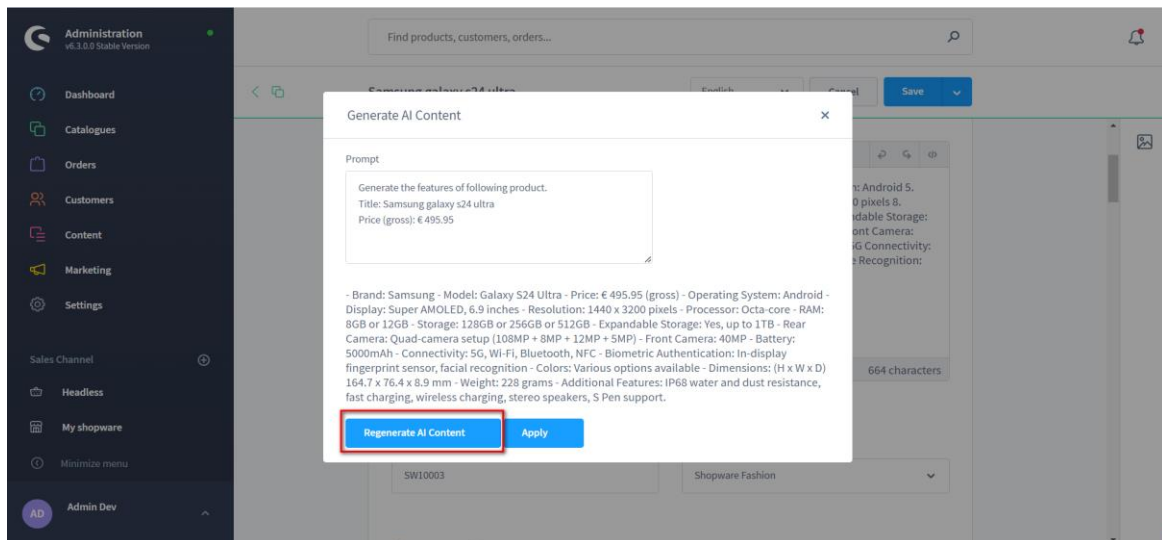
Product number SW10003 Manufacturer Shopware Fashion

Click on **Generate AI Content with ChatGPT** button to generate content.

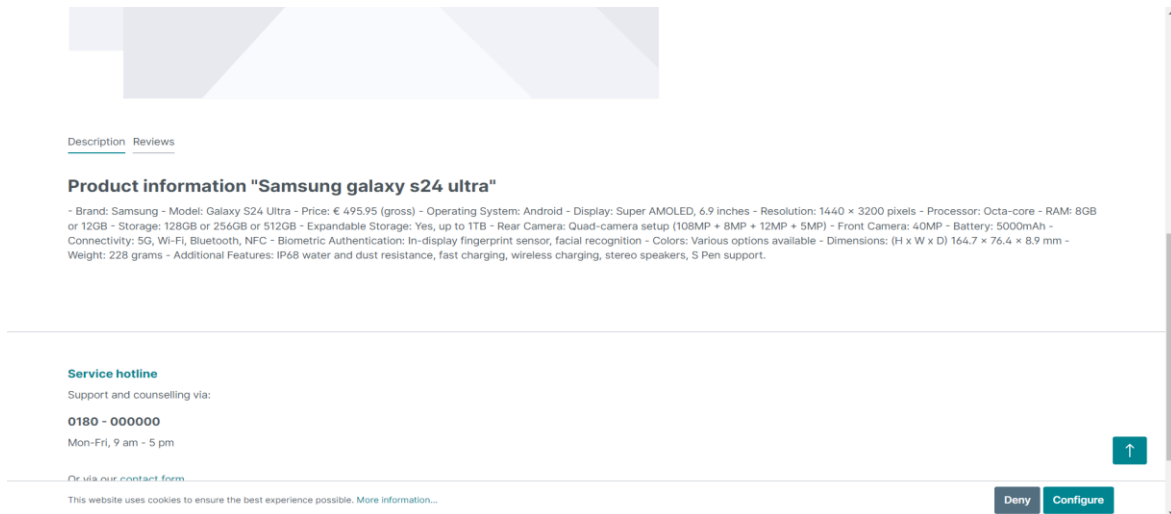


The popup will display when clicking on the **Generate AI Content** button and content will generate automatically based on your product name by default. You can change this from plugin configuration.

If you wish to change the prompt, you can change the prompt text and generate with "Regenerate AI Content" button in the pop-up.



Finally, you can set AI content to product description by clicking on **Apply** button in the popup.

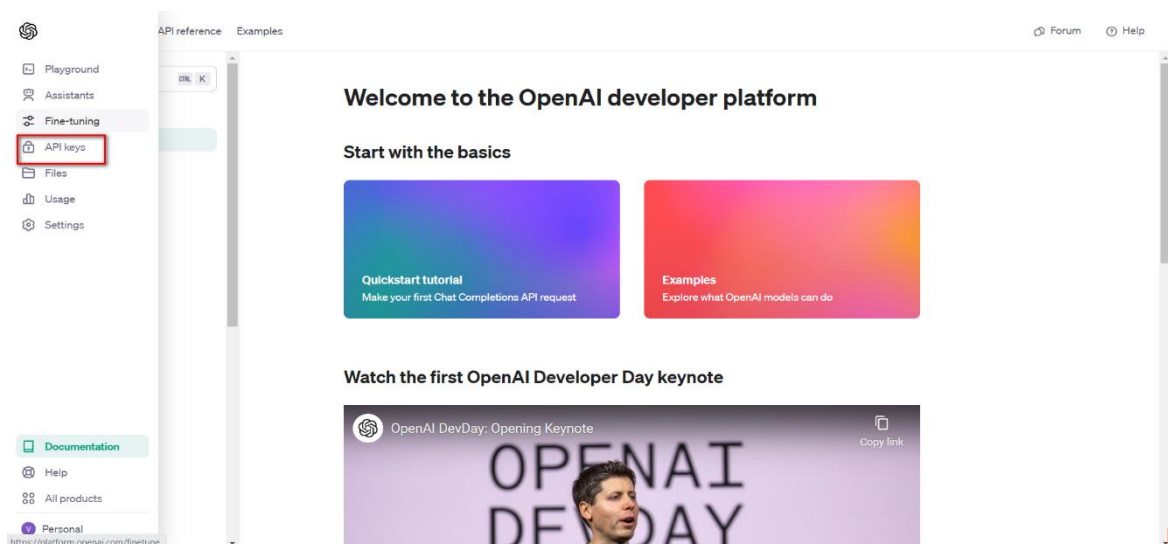


Shop Frontend

7. API Key Generation

The user must first create an OpenAI account and login OpenAI dashboard

<https://platform.openai.com/signup>



Then user need to click on **API Keys** in the left side and Click on **Create New Secret Key** will be visible as shown in the below screen shot



API keys

Your secret API keys are listed below. Please note that we do not display your secret API keys again after you generate them.

Do not share your API key with others, or expose it in the browser or other client-side code. In order to protect the security of your account, OpenAI may also automatically disable any API key that we've found has leaked publicly.

NAME	KEY	CREATED	LAST USED ⓘ	
Secret key	sk-...iu9z	Apr 12, 2023	Never	
Secret key	sk-...c0PO	Apr 12, 2023	Never	
New	sk-...vHQw	May 18, 2023	May 18, 2023	

[+ Create new secret key](#)

Default organization

If you belong to multiple organizations, this setting controls which organization is used by default when making requests with the API keys above.

Personal

Note: You can also specify which organization to use for each API request. See [Authentication](#) to learn more.

Click on **Create New Secret Key** will be visible as shown in the below screen shot

You can copy the API key from here with the help of copy button.

The screenshot shows the OpenAI API keys management interface. A green notification banner at the top states "API key generated!". A modal dialog titled "API key generated" is open, displaying a warning: "Please save this secret key somewhere safe and accessible. For security reasons, you won't be able to view it again through your OpenAI account. If you lose this secret key, you'll need to generate a new one." The dialog shows a text input field containing a new API key (sk-...buQB) and a green copy button. Below the dialog, the table of API keys is visible, showing the newly generated key and two existing keys. The "Create new secret key" button is highlighted at the bottom of the table.

NAME	KEY	CREATED	LAST USED ⓘ	
Secret key	sk-...buQB			
Secret key	sk-...A0sJ			
Secret key	sk-...714w			
Secret key	sk-...NIAT	Feb 8, 2023	Never	
Secret key	sk-...xDvr	Feb 8, 2023	Never	

[+ Create new secret key](#)



Paste the API key in the corresponding field.

Technical Requirements / Compatible with:

Shopware 6.3.x

Supported Languages

Backend texts having German translation. ChatGPT is a multilingual chatbot that supports multiple languages. Currently, it supports more than 50 languages, including English, German, Spanish, French, Italian, Dutch, Portuguese, Russian, Chinese, Japanese, Korean, and many more. All languages supported by ChatGPT GPT 3.5 model will be supported by this extension as well. Make sure the input is in the required language and you will get the output in the specified language.

Change Log / Release Notes

Version: 1.0.0: Dec 07, 2023

- Initial release.

Support

If you have questions, use our contact form in webshopextension.com.